

Franchise Expo Online is the 100% online tool of Franchise Expo Paris that gives you access to the exhibitors' profiles.

You will have the opportunity to organize business meetings on the show or online by visio during the show, and **only** by visio for 1 month after the show.

You will find in the following pages the key dates of the event and the platform tutorial on how to use all the features.

What are the key steps?

From July to the end of August

- I log into my account
- I fill in my presentation page
- I accept or refuse the meetings requests I've got from the exhibitors
- I send meeting requests to exhibitors that meet my criterias, and I write a short message.

From 1st to 25th September

- I answer the meeting requests I get from exhibitors.
- I confirm or refuse the requests.
- I declare when I'm not available for meetings so that all my meetings are scheduled when I'm available.

From 17th to 25th September

- I get my meetings schedule and change the time if needed.
- I confirm my phone number.
- I test my visio call equipment to make sure I can do my meetings, from 26th to 29th September

From 26th to 29th September

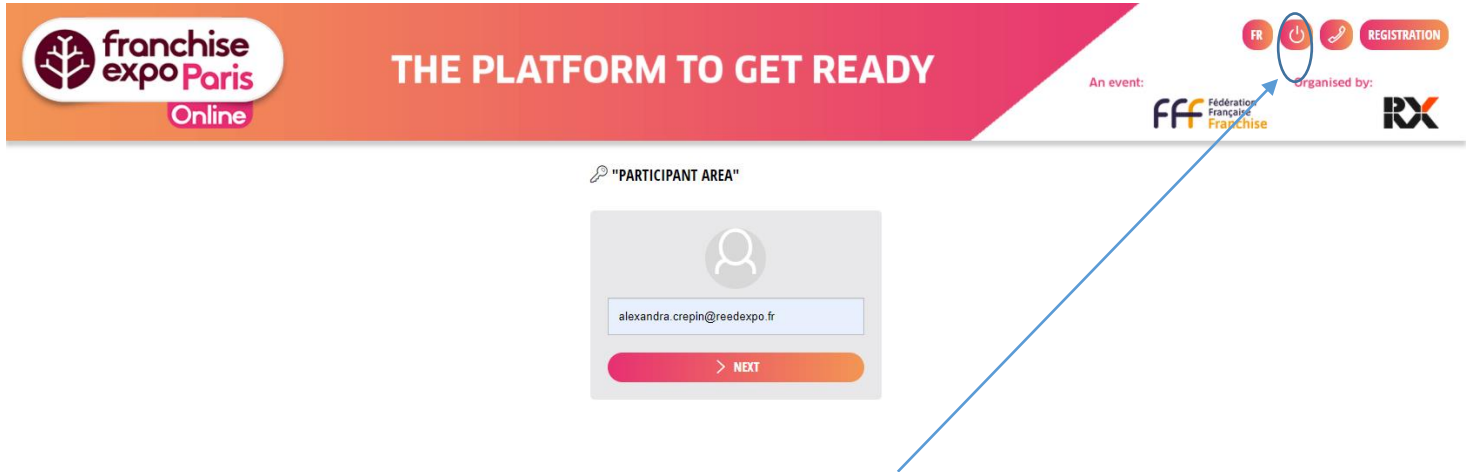
- I download the contact details of my meetings on the Contacts tab.
- I do my meetings on the exhibitors' booth
- **Or**, I log into my profile 5 minutes before my meeting and contact the technical team on the chatbox if I have a problem.

From 29th September to 29th October

- I update my schedule with my unavailability.
- I keep on sending meeting requests.
- When they are confirmed, I found them directly on my schedule, and I can do them by visio.
- I can download the contact details on the Contact tab.
- If I face a problem or have a question, I send a request the chatbox, or by email to info@franchiseparis.com

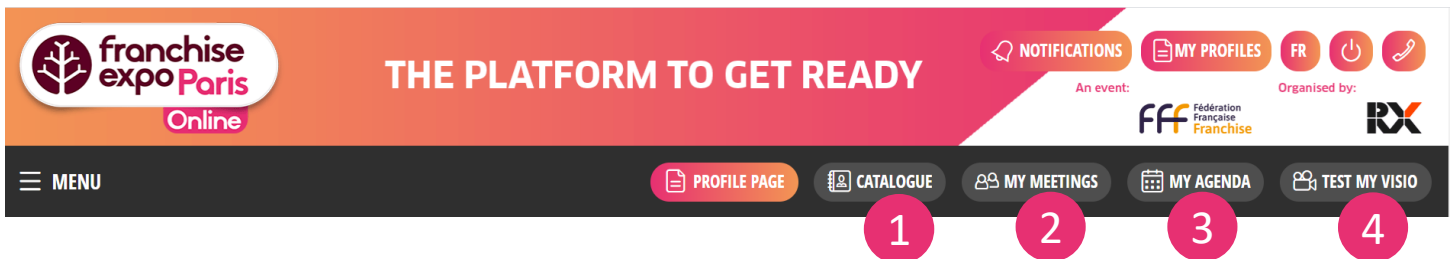
I log into my account

Connection




Click on the button on the top right.
Enter your email address and choose your password on your 1st connection.

My navigation tabs



1. Access to the exhibitors' list.
2. Manage your pending meeting requests, to be validated, to be refused...
3. Declare when you are unavailable and check your scheduled meetings.
4. Test your visiocall equipment for the meetings before D-Day.



5. My name, my job position, my LinkedIn profile
6. A short description to introduce myself and explain what I'm looking for.
7. Key information about me
8. My skills
9. Display of documents (Résumé, projects...), pdf, jpeg, png and videos.
10. Documents (pdf, jpeg, png), videos and information about my brand's policy

📌 My presentation sheet

“ MY PROJECT ”

OBJECTIVE
BECOME A FRANCHISEE

11

ACTIVITY SECTOR*

AUTOMOTIVE, BICYCLES, MOTORCYCLES • Automotive accessories, sales, repair and car services • Car wash center, cleaning services • Car rental, public transport • Electric vehicles (cars, cycles) • Car dealer (new and second hand)

✍ Complete/Edit "Activity sector"

12

DEVELOPMENT AREAS

FRANCE (REGIONS & DEPARTMENTS)*

✍ Complete/Edit "France (Regions & Departments)"

INTERNATIONAL*

✍ Complete/Edit "International"

13

14

- 11. My aim by participating to the show.
- 12. The business sectors I'm interested in.
- 13. The areas in France and internationally where I would like to settle in.
- 14. A question? Someone from the team will be available to answer you on our chatbox.

The exhibitors list

1. The catalogue filters will enable you to find more easily the exhibitors' profile that should meet your criterias.

Meet my needs = I find exhibitors which business sector and development areas meet what I've declared on my presentation sheet.

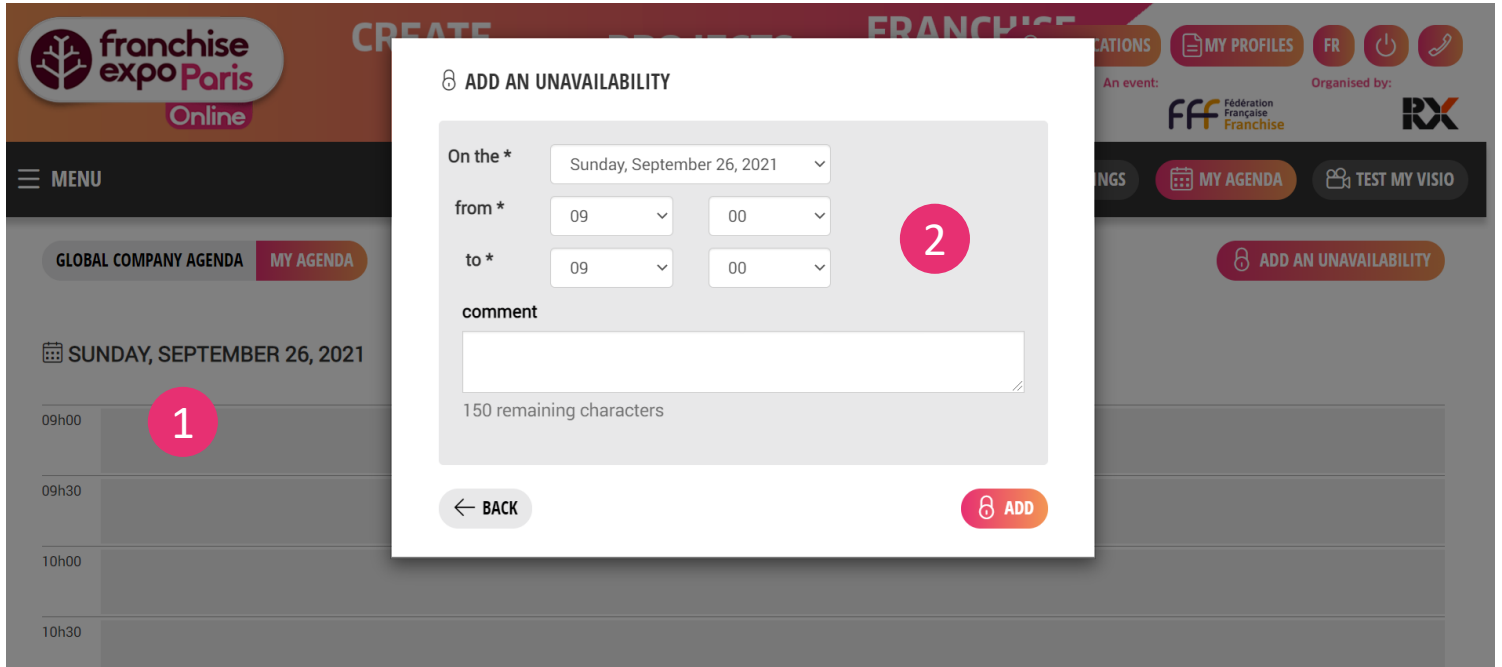
2. The exhibitors' profiles: I click on See more to see the presentation sheet and ask for a meeting (available at the beginning of September).

My meeting requests, My meetings tab

3. You can consult your pending requests, requests you've received, accepted, or declined. You can also consult the profiles of people you've sent requests to and who sent you requests.

4. The profiles appear here.

🌿 My schedule

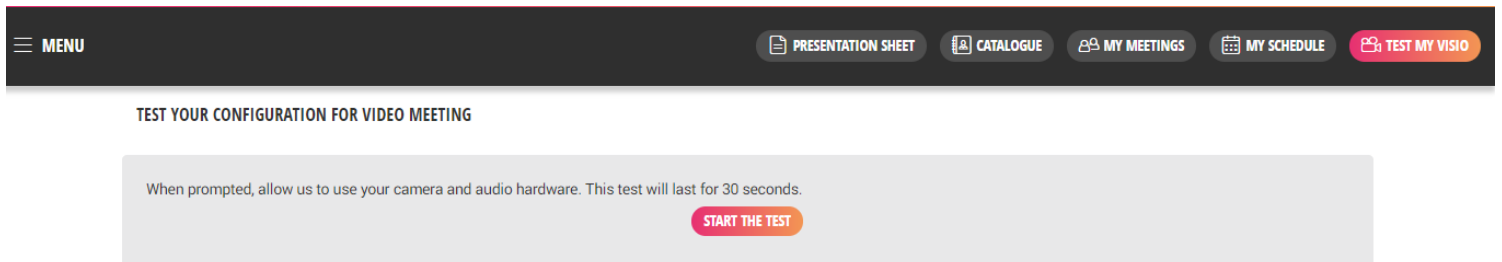


1. I consult my planning and my scheduled meetings from 17th September.
2. I declare when I'm not available.

I have my meetings from 26th September on the show, or by visio by clicking on « Join » on the meeting in your schedule.

🌿 The visiocall meetings

The week before the event, I test my visio equipment for visiocall. If your webcam doesn't work, you can still do the meeting only with your microphone.



A question? Send us a request on the chatbox or an email at info@franchiseparis.com